Multiple District 403

As of October 2026 Cumulative

Year	New Clubs	Dropped Clubs	Gain/ Loss Clubs	New Members	Charter Members	Reinstate Members	Transfer Members	Total Member Added	Total Members Dropped	Gain/ Loss Members
2022-2023	25	17	8	872	706	137	14	1,729	1,719	10
2023-2024	39	9	30	783	974	127	12	1,896	1,424	472
2024-2025	33	21	12	767	739	288	16	1,810	2,037	-227
2025-2026	31	42	-11	788	708	290	28	1,814	1,905	-91
2026-2027	8	3	5	206	207	65	11	489	420	69
Average	**27**	**18**	**9**	**683**	**667**	**181**	**16**	**1,548**	**1,501**	**47**

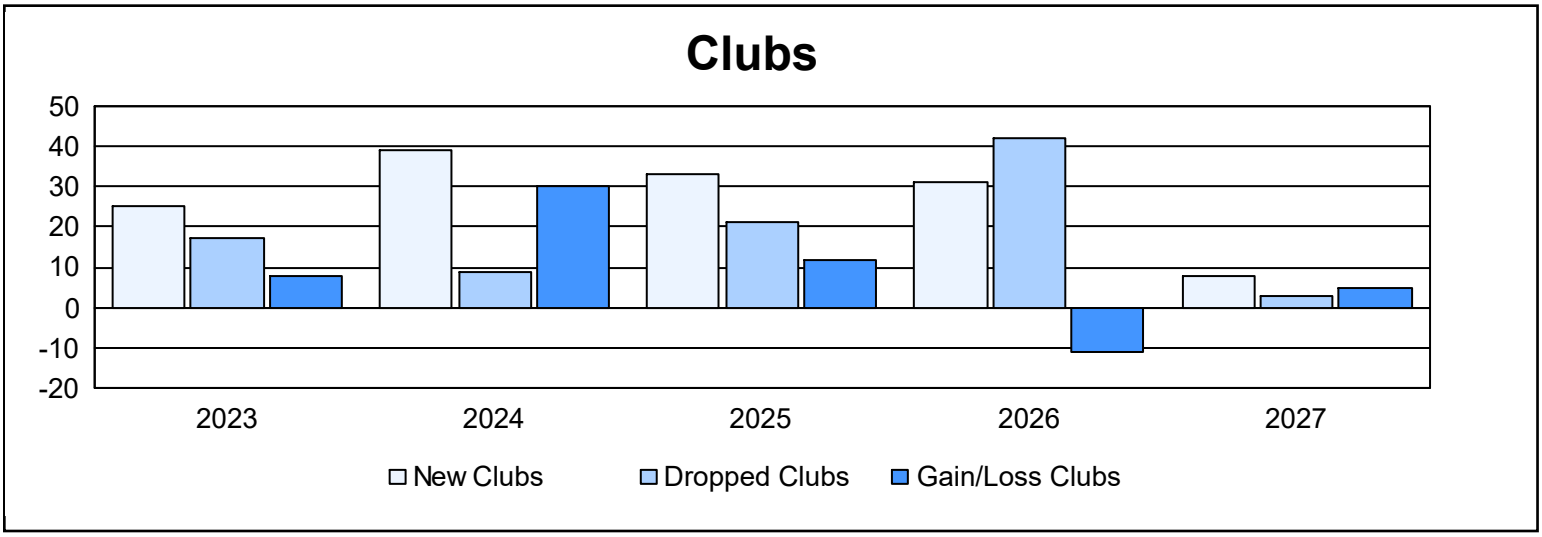

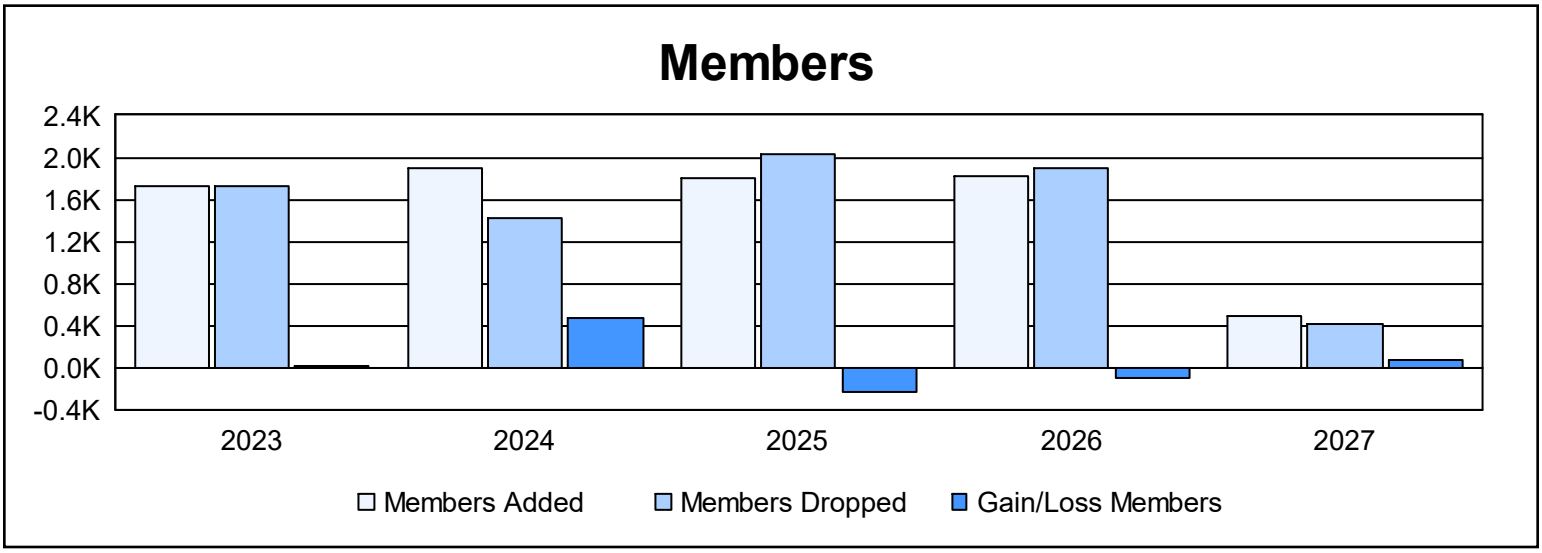

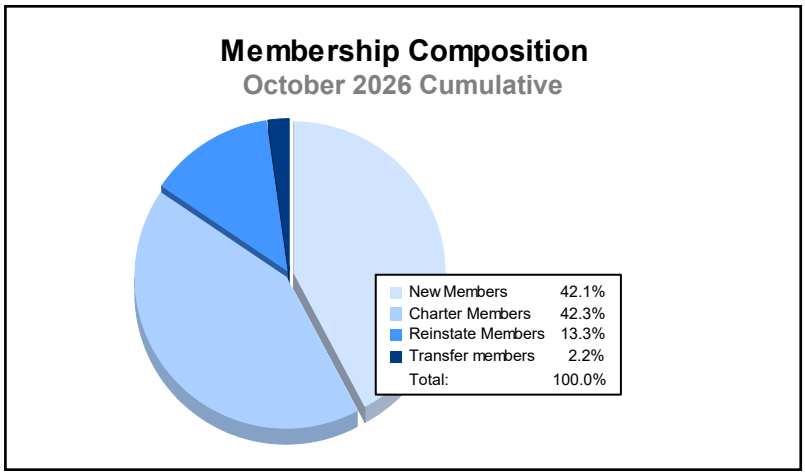
Membership Composition
October 2026 Cumulative
New Members 42.1%
Charter Members 42.3%
Reinstate Members 13.3%
Transfer members 2.2%
Total: 100.0%

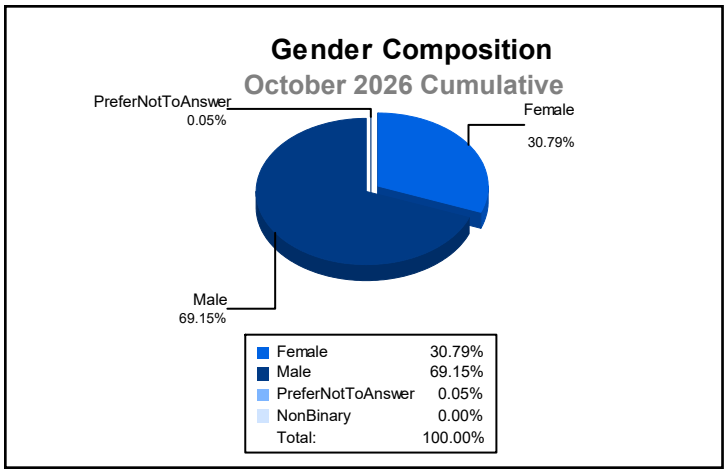
Gender Composition
October 2026 Cumulative
PreferNotToAnswer
0.05%
Female
30.79%
Male
69.15%
Female 30.79%
Male 69.15%
PreferNotToAnswer 0.05%
NonBinary 0.00%
Total: 100.00%